


# VIKING STAGE LIGHTING



## EASY DMX 48 User Manual

### DMX Control

The EASY DMX 48 is a 48-channel DMX desk. It comes with 24 faders and 1 page Button. When you push move the fader up or down, it will output DMX signal and corresponding DMX channel & Value will be displayed.

The unit is linkable via DMX In/Out to have more channels. For example, the first EASY DMX 48 gives out DMX address from 1-48, the second one from 49-96, the third one 97-144, and so on. In this case, you need to set DMX address for each Controller.

Using the Page Button you can address up to 48 consecutive DMX channels and view their output levels on the DMX Output LED's. Please note this is a level of 0-255 representing the actual DMX channel value - NOT a percentage of output.

### Set DMX Start address

Using the rear DIP switches set the start DMX address in binary; i.e. a Start Address of 5 would have switch 1 off 2 and 3 (5) on and remainder off

| Dip | Address |
|-----|---------|
| 1   | 1       |
| 2   | 2       |
| 3   | 4       |
| 4   | 8       |
| 5   | 16      |
| 6   | 32      |
| 7   | 64      |
| 8   | 128     |
| 9   | 256     |

### SPECIFICATION

Power in: AC 100-240V

Power consumption: 5W max.

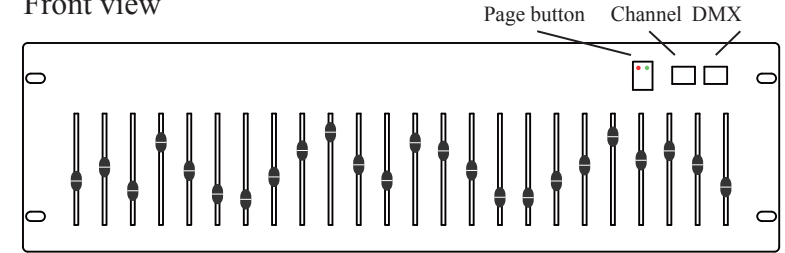
Fuse: F1A/250V

Dimension: 482 x 133 x 85 mm

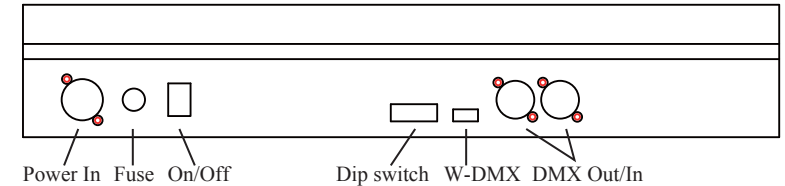
Weight: 2.3kg

### Product

Front view



Rear view



### Wireless DMX

The EASY DMX 48 can transmit DMX via W-DMX (Swedish Protocol) using a USB Dongle plugged into the rear USB port. This should be put in before powering the unit on the mains.

M137